


Capacitive Touch Keypads (RV-C)

Part number: 00-01183-000
00-01184-000
00-01185-000
00-01186-000



Description:

Intellitec's RV-C Capacitive Touch Keypad line offers a sleek modern look to the market. Utilizing a patent pending concept of using rare-earth magnets for mounting, these keypads do not require exposed fasteners creating an edge to edge smooth surface. The Capacitive Touch Line is offered in 4 configurations, 4, 6, 8, 10 button. The keypads can be mounted vertical or horizontally.

The Capacitive Touch Keypads use a windows based User Interface configuration tool that is simple to use. The integrator can choose between a number of pre-defined functions by selecting the drop down box for each input. Keypads can also be preconfigured and printed with custom artwork selected by the integrator or end user. Each input has a backlight which indicates the status of the function defined. Input definition determines what functions the input controls/reports a status about and will automatically determine if that input needs to be momentary or latching.

The Capacitive Touch Keypads communicate via CANbus utilizing the RV-C protocol. The physical connector used for communicating on the RV-C network and provides power and ground to the device are 4-pin MiniFit connectors with the pin definitions listed in the table below:

<u>Pin</u>	<u>Description</u>
1	CAN H
2	CAN L
3	GND
4	PWR

Product Features:

- Patent Pending Magnetic Mounting
- Capacitive touch single surface
- No Framing necessary
- Hidden fasteners for seamless look
- Backlight indication
- Factory customizable icons
- Background can be offered in solid colors or textured color patterns to match vehicle interior
- RV-C Compliant

Environmental Specifications:

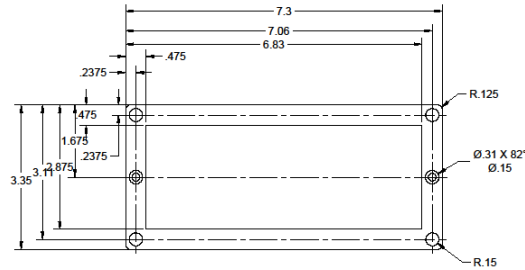
Operating temp: -20/50 deg C (-24/122 deg F)
Storage temp: -40/85 deg C (-40/185 deg F)
Intrusion Rating: None
Agency approvals: None

Electrical Specifications:

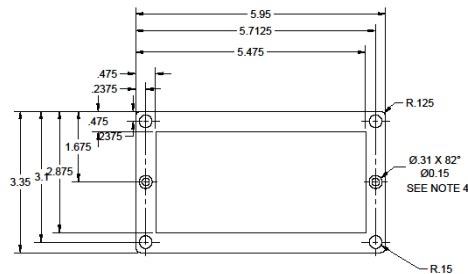
	Unit	Min	Typ	Max
Operating supply voltage	V	9	12/24	30
Reverse supply voltage	V	-30		
Quiescent Current Draw	mA		13	
Operating Current Draw	mA	13	10 per LED active	130

Dimension Specifications:

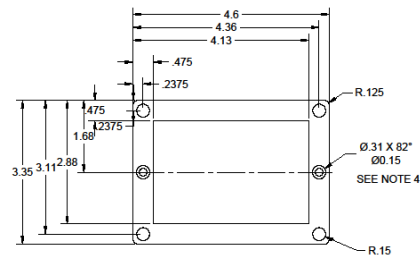
Listed below is the mounting bracket information. Which is fastened to the surface with two countersink screws. The capacitive touch overlay sits flush with the mounting back on all four sides matching the over dimensions provided. Note, provided illustrations are not to scale.



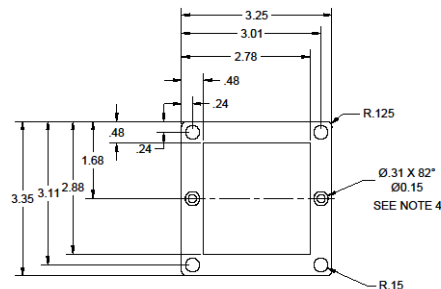
00-01183-000 – Capacitive Touch 10 Input



00-01184-000 – Capacitive Touch 8 Input



00-01185-000 – Capacitive Touch 6 Input



00-01186-000 – Capacitive Touch 4 Input

Available Product Literature and Guides:

Brochure:	53-01183-000
Product Specification:	53-01183-001
User's Guide:	53-01183-100
Integrator Guide:	53-01183-300

Contact Information: www.intellitec.com

Intellitec Products, LLC 1485 Jacobs Road, DeLand, Florida, USA 32724

(386) 738-7307